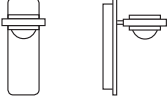
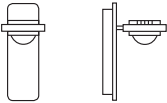
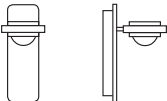
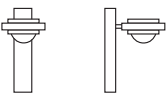
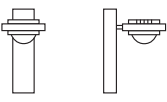
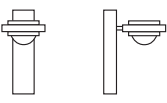


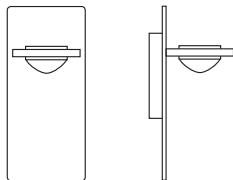


	Beschreibung/Ausführung	technische Daten	Bestell-Nr.
Ocular Wandleuchte Glas Niedervolt 	Wandleuchte aus Edelstahl, Metallteile poliert, direkt/indirekt Linsenoptik, ø 67 mm	<i>wall lamp made of stainless steel, polished metal parts, direct/indirect lens system</i>	inkl. 1 × 12W, 50W IRC 50W/1200 lm Dimmung: Tronic B 80 × H 250 × T 154 mm, EEK: B
	Glas weiss	<i>white glass</i>	234WL011WS
	Glas rot	<i>red glass</i>	234WL011RO
	Glas anthrazit	<i>anthracite glass</i>	234WL011AN
Ocular Wandleuchte Glas LED 	Wandleuchte aus Edelstahl, Metallteile poliert, Linsenoptik, ø 67 mm	<i>wall lamp made of stainless steel, polished metal parts, lens system</i>	inkl. 1 × LED 7W 7W/510 lm Dimmung: 1-10V B 80 × H 250 × T 154 mm, EEK: A+
	Glas weiss	<i>white glass</i>	234WL012WS
	Glas rot	<i>red glass</i>	234WL012RO
	Glas anthrazit	<i>anthracite glass</i>	234WL012AN
Ocular Wandleuchte Glas Professional 	Wandleuchte aus Edelstahl, Metallteile poliert, direkt/indirekt Linsenoptik, ø 67 mm	<i>wall lamp made of stainless steel, polished metal parts, direct/indirect lens system</i>	inkl. 1 × 20W CDM-Tm 20W/1650 lm ohne Dimmung B 80 × H 250 × T 154 mm, EEK: A+
	Glas weiss	<i>white glass</i>	234WL013WS
	Glas rot	<i>red glass</i>	234WL013RO
	Glas anthrazit	<i>anthracite glass</i>	234WL013AN
Ocular Wandleuchte Niedervolt 	Wandleuchte aus Edelstahl, direkt/indirekt Linsenoptik, ø 67 mm	<i>wall lamp made of stainless steel, direct/indirect lens system</i>	inkl. 1 × 12V, 50W IRC 50W/1200 lm Dimmung: Tronic B 49 × H 220 × T 148 mm, EEK: B
	gebürstet	<i>brushed</i>	234WL00000
	handpoliert	<i>hand polished</i>	234WL000PO
	mattschwarz	<i>dull black</i>	234WL000SW
	Messing Natur	<i>pure brass</i>	234WL000MS
	weiss	<i>white</i>	234WL000WS
Ocular Wandleuchte LED 	Wandleuchte aus Edelstahl, Linsenoptik ø 67 mm	<i>wall lamp made of stainless steel, lens system</i>	inkl. 1 × LED 7W 7W/510 lm Dimmung: 1-10V B 59 × H 220 × T 155 mm, EEK: A+
	gebürstet	<i>brushed</i>	234WL00100
	handpoliert	<i>hand polished</i>	234WL001PO
	mattschwarz	<i>dull black</i>	234WL001SW
	Messing Natur	<i>pure brass</i>	234WL001MS
	weiss	<i>white</i>	234WL001WS
Ocular Wandleuchte Professional 	Wandleuchte aus Edelstahl, direkt/indirekt Linsenoptik, ø 67 mm	<i>wall lamp made of stainless steel, direct/indirect lens system</i>	inkl. 1 × 20W CDM-Tm 20W/1650 lm ohne Dimmung B 59 × H 220 × T 155 mm, EEK: A+
	gebürstet	<i>brushed</i>	234WL00200
	handpoliert	<i>hand polished</i>	234WL002PO
	mattschwarz	<i>dull black</i>	234WL002SW
	Messing Natur	<i>pure brass</i>	234WL002MS
	weiss	<i>white</i>	234WL002WS



Ocular® Serie 100
Wandleuchten

Ocular Wandleuchte Glas Serie 100 Niedervolt



Beschreibung/Ausführung

Wandleuchte aus Edelstahl, Metallteile poliert, direkt/indirekt Linsenoptik, Ø 100 mm

wall lamp made of stainless steel, polished metal parts, direct/indirect lens system

technische Daten

inkl. 2 × 12V, 50W IRC
100W/2400 lm
Dimmung: Tronic
B 200 × H 450 ×
T 213 mm, EEK: B

Bestell-Nr.

Glas weiss

white glass

234WL110WS

Glas rot

red glass

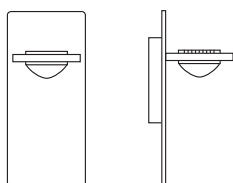
234WL110RO

Glas anthrazit

anthracite glass

234WL110AN

Ocular Wandleuchte Glas Serie 100 LED



Wandleuchte aus Edelstahl, Metallteile poliert, Linsenoptik, Ø 100 mm

wall lamp made of stainless steel, polished metal parts, lens system

inkl. 1 × LED 20W
20W/1914 lm
Dimmung: 1-10V
B 200 × H 450 ×
T 213 mm, EEK: A+

Glas weiss

white glass

234WL120WS

Glas rot

red glass

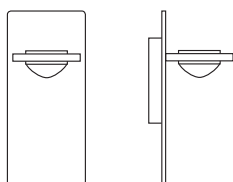
234WL120RO

Glas anthrazit

anthracite glass

234WL120AN

Ocular Wandleuchte Glas Serie 100 Professional



Wandleuchte aus Edelstahl, Metallteile poliert, direkt/indirekt Linsenoptik, Ø 100 mm

wall lamp made of stainless steel, polished metal parts, direct/indirect lens system

inkl. 1 × 35W CDM-Tm
35W/3000 lm
ohne Dimmung
B 200 × H 450 ×
T 213 mm, EEK: A+

Glas weiss

white glass

234WL130WS

Glas rot

red glass

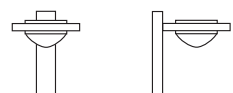
234WL130RO

Glas anthrazit

anthracite glass

234WL130AN

Ocular Wandleuchte Serie 100 Niedervolt



Wandleuchte aus Edelstahl, direkt/indirekt Linsenoptik, Ø 100 mm

wall lamp made of stainless steel, direct/indirect pivoting lens system

inkl. 2 × 12V, 50W IRC
100W/2400 lm
Dimmung: Tronic
B 49 × H 220
× T 207 mm, EEK: B

gebürstet

brushed

234WL01000

handpoliert

hand polished

234WL010PO

mattschwarz

dull black

234WL010SW

Messing Natur

pure brass

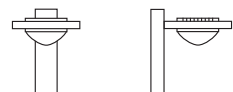
234WL010MS

weiss

white

234WL010WS

Ocular Wandleuchte Serie 100 LED



Wandleuchte aus Edelstahl, Linsenoptik Ø 100 mm

wall lamp made of stainless steel, lens system

inkl. 1 × LED 20W
20W/1914 lm
Dimmung: 1-10V
B 59 × H 220
× T 208 mm, EEK: A+

gebürstet

brushed

234WL02000

handpoliert

hand polished

234WL020PO

mattschwarz

dull black

234WL020SW

Messing Natur

pure brass

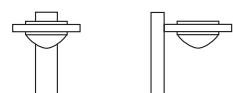
234WL020MS

weiss

white

234WL020WS

Ocular Wandleuchte Serie 100 Professional



Wandleuchte aus Edelstahl, direkt/indirekt Linsenoptik, Ø 100 mm

wall lamp made of stainless steel, direct/indirect lens system

inkl. 1 × 35W CDM-Tm
35W/3000 lm
ohne Dimmung
B 59 × H 220
× T 208 mm, EEK: A+

gebürstet

brushed

234WL03000

handpoliert

hand polished

234WL030PO

mattschwarz

dull black

234WL030SW

Messing Natur

pure brass

234WL030MS

weiss

white

234WL030WS


**Move rechteckig
S100**


Beschreibung/Ausführung

 Wandleuchte aus
 Edelstahl, Linsenoptik
 direkt/indirekt, Wand-
 schild rechteckig,
 Linse: Ø 100 mm

*wall lamp made
 of stainless steel,
 direct/indirect, wall
 shield rectangular,
 lens: Ø 100 mm*

technische Daten

 inkl. 1 × 150W
 B15d Halogen/230V
 B 195 × H 60
 × T 195 mm
 EEK: D - B

Bestell-Nr.

gebürstet	<i>brushed</i>	232WL01000
handpoliert	<i>hand polished</i>	232WL010PO
mattschwarz	<i>dull black</i>	232WL010SW
Messing Natur	<i>pure brass</i>	232WL010MS
weiss	<i>white</i>	232WL010WS

 Inkl. mattem Diffusor Glas.
including frosted glass with diffuser.
**Move rund
S100**

 Wandleuchte aus
 Edelstahl, Linsenoptik
 direkt/indirekt, Wand-
 schild rechteckig,
 Linse: Ø 100 mm

*wall lamp made
 of stainless steel,
 direct/indirect, wall
 shield rectangular,
 lens: Ø 100 mm*

 inkl. 1 × 150W
 B15d Halogen/230V
 Ø 140 mm
 T 195 mm
 EEK: D - B

gebürstet	<i>brushed</i>	232WL02000
handpoliert	<i>hand polished</i>	232WL020PO
mattschwarz	<i>dull black</i>	232WL020SW
Messing Natur	<i>pure brass</i>	232WL020MS
weiss	<i>white</i>	232WL020WS

 Inkl. mattem Diffusor Glas.
including frosted glass with diffuser.
**Move rechteckig Niedervolt
S100**

 Wandleuchte aus
 Edelstahl, Linsenoptik
 direkt/indirekt, Wand-
 schild rechteckig,
 Linse: Ø 100 mm

*wall lamp made
 of stainless steel,
 direct/indirect, wall
 shield rectangular,
 lens: Ø 100 mm*

 inkl. 2 × 12V, 50W IRC
 Gesamt: 100W/2400 lm
 Dimmung: Tronic
 B 170 × H 60
 × T 210 mm
 EEK: B

gebürstet	<i>brushed</i>	232WL14000
handpoliert	<i>hand polished</i>	232WL140PO
mattschwarz	<i>dull black</i>	232WL140SW
Messing Natur	<i>pure brass</i>	232WL140MS
weiss	<i>white</i>	232WL140WS

 Inkl. mattem Diffusor Glas.
including frosted glass with diffuser.
**Move rund Niedervolt
S100**

 Wandleuchte aus
 Edelstahl, Linsenoptik
 direkt/indirekt, Wand-
 schild rechteckig,
 Linse: Ø 100 mm

*wall lamp made
 of stainless steel,
 direct/indirect, wall
 shield rectangular,
 lens: Ø 100 mm*

 inkl. 2 × 12V, 50W IRC
 Gesamt: 100W/2400 lm
 Dimmung: Tronic
 Ø 140
 T 210 mm
 EEK: B

gebürstet	<i>brushed</i>	232WL15000
handpoliert	<i>hand polished</i>	232WL150PO
mattschwarz	<i>dull black</i>	232WL150SW
Messing Natur	<i>pure brass</i>	232WL150MS
weiss	<i>white</i>	232WL150WS

 Inkl. mattem Diffusor Glas.
including frosted glass with diffuser.